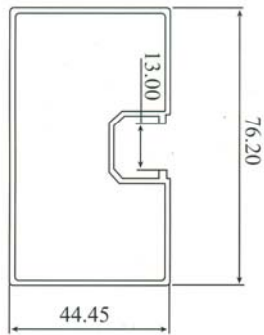


PIONEER

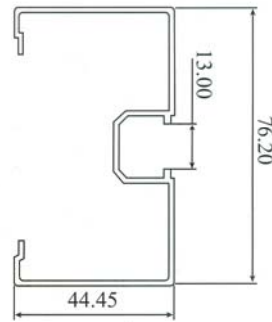
Durable, Reliable, Quality Best Products



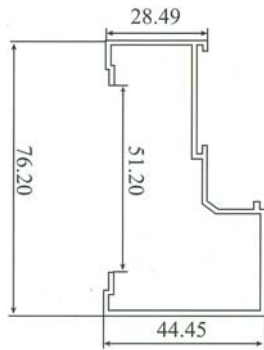
Shopfront



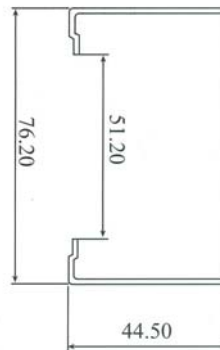
SF602
0.896 kg/m
AP : 300 mm



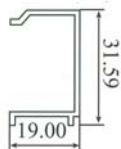
SF601
0.739 kg/m
AP : 248 mm



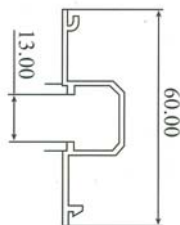
SF603
0.649 kg/m
AP : 217 mm



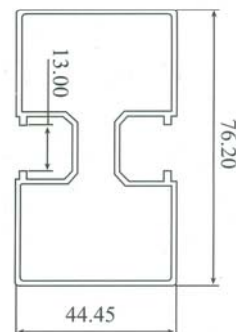
SF610
0.612 kg/m
AP : 213 mm



SF604
0.234 kg/m
AP : 79 mm



SF606
0.325 kg/m
AP : 117 mm



SF612
1.016 kg/m
AP : 340 mm